

MightyDigger

Thank You for purchasing the MightyDigger!

This outdoor toy has been made to provide your child with years of creative fun, while helping them develop their hand / eye coordination skills. Below you will find the assembly instructions, use & care for your new MightyDigger. Please read all notes / instructions below and attached.

Caution:

-This toy is intended to be used to dig & move loose sand, dirt, mulch or snow.

It is not intended to be used to dig into packed sand/s, dirt, clay soil, rocks/gravel, ice or any other hard/heavy packed material. Doing so may damage or break your MightyDigger.

-The MightyDigger is intended for children 3+ years of age / max weight limit of 70LBs.

-Adult Supervision is recommended.

-This toy is intended to be used by one child in the area of operation only.

-Before operation, instruct your child and others in the area of operation to keep hands and feet away from the moving parts of the MightyDigger to avoid pinching or other injury.

Included Hardware for assembly:



Tools needed for assembly:

#2 Phillips screw driver & #10 Metric wrench, #10 socket / ratchet wrench or adjustable wrench

Assembly Instructions:

#1-Bolt on the seat using the 2-6x25MM bolts, washers & lock nuts provided see Fig.1A.

#2-Bolt on the scoop using the 2-6x15MM bolts & lock nuts provided see Fig. 2A.




Fig. 1A

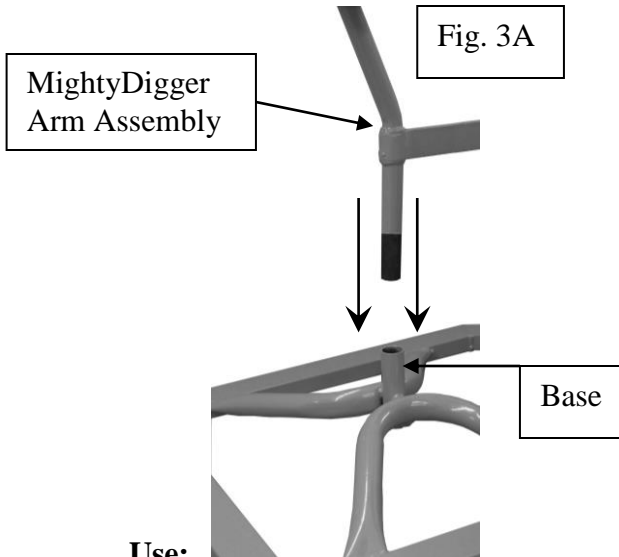
Please Note: *The washers should be between the bottom side of the bolt heads and seat.*



Fig. 2A

#3-Insert the MightyDigger arm assembly into the base as shown below in Fig. 3A.

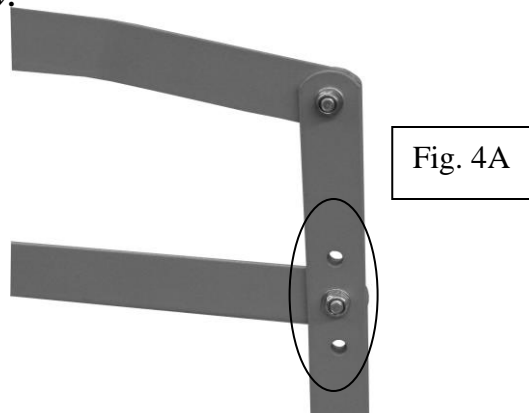
Completed MightyDigger



Use:

-After assembly / before first use, check the bolt connections. The bolt connections can be tightened or loosened to optimize the operation of the MightyDigger for your child by using the same tools noted above.

-Adjusting the scoop/handle position: The MightyDigger's scoop arms have been pre-set with the bolt connection location in the center hole. Relocating this bolt connection to the upper or lower hole will change the position of the moving scoop handle and scoop head slightly if desired-see Fig. 4A below.



Use & Care:

-Storing in a dry location when not in use will help to extend the life of your MightyDigger.
-Periodic lubrication of the bolt joints with a basic lubricant will help extend the life span of the joints.